
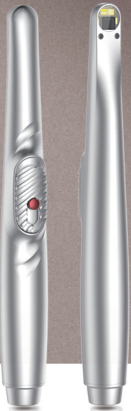


ProMi HDI-712D

Colour Option:



Specification	
Sensor	1/3" HD CMOS
Resolution	1280x720 (720P)
Signal Output	USB 2.0
Angle of View	≥60°
Focus	5mm~∞
Lighting	6LEDs
Distortion	<5%
Driver Type	UVC
Operation System	Windows7/Windows10(32bit&64bit)

 **andy**™

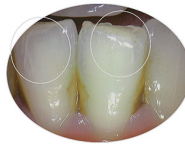
Handy Medical Equipment CO., LTD

Tel : +86 21 56766108 Fax: +86 21 56766308

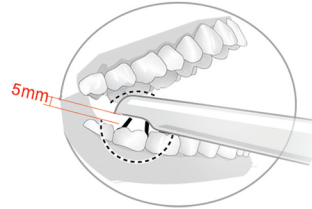
Website : www.handycrate.com

E-mail : info@handycrate.com

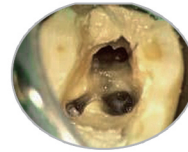
1. High-definition image quality with the distortion less than 5% could display the odontoschim perfectly.



2. Zero distance photography makes it easier to obtain fantastic images of posterior teeth for the patients with restriction problem of mouth opening .

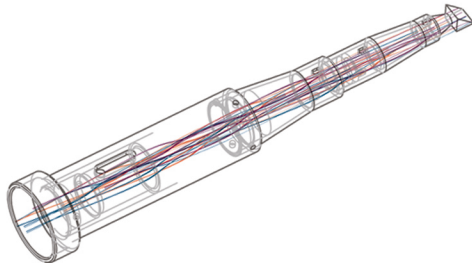


3. Imaging efficacy close to those from dental operating microscope, which could observe the results of root canal cleaning and the root canal orifice after odontotrypy.



4. Adjustable focus which works like DSLR could fulfill the different image requirements from root canal to whole face.

ProMi HDI-712D



- Advanced **DSLR** technology
- Special **adjustable** focus
- Durable metal housing
- Lighting with **6 LEDS**
- HD resolution as **720P**
- Optimal reduction , **<5% distortion**